


Powered By
REWARD
LED
PHILIPS Driver

2025-26
PRODUCT CATALOGUE

INTRODUCTION

Our well-equipped facilities and great good quality of products regulate throughout all stages of manufacturing enables us to guarantee to all buyer for LED Garden Light, LED Pole Light, LED Lamp Post Light, LED Bollard Light, LED Facade Light. We welcome you to visit our factory and look forward to establishing friendly business relationships with customers at home and abroad in the near future. The product will supply to all over india & world wide, With the principle of win-win. We hope to help you make more profits in the market. An opportunity is not to be caught, but to be created. Any Lighting Manufacturing companies, trading companies & distributors from any countries are welcomed.



LED LAMPOST

LED Post Top inherits the classic look and style of the previous generation with improved system efficacy and light quality. The LED Post Top optimized optical design increases both horizontal and vertical uniformity. The highly efficient thermal system design ensures maximum heat transfer and longer LED service life. This reliable luminaire system operates well in both low and high temperature environments. It provides a comfortable and safe atmosphere to gardens, residential areas, courtyards, side streets, squares, parks & playgrounds.



RP1000

Ø300mm, 400mm, 500mm, 600mm
30W, 45W, 60W, 75W, 90W, 120W, 150W



RP1001

Ø230mm, 300mm, 400mm, 500mm, 600mm
30W, 45W, 60W, 75W, 90W, 120W, 150W
★ Dual Option Available



RP1002

Ø300mm, 400mm, 500mm, 600mm
30W, 45W, 60W, 75W, 90W, 120W, 150W



RP1003

Ø230mm, 400mm
30W, 45W, 60W, 75W
★ Dual Option Available



RP1004

Ø150mm, 200mm, 300mm, 400mm
15W, 30W, 45W, 60W, 75W



RP1005

Ø230mm, 400mm
30W, 45W, 60W, 75W

LED LAMPOST



RP1006
Ø400mm
45W, 60W



RP1007
Ø400mm, 600mm
30W, 45W, 60W, 75W, 100W, 150W



RP1008
Ø400mm, 600mm
30W, 45W, 60W, 75W, 100W, 150W



RP1009
Ø450mm
30W, 45W, 60W, 75W



RP1010
Ø400mm, 600mm
30W, 45W, 60W, 75W, 100W, 150W



RP1011
Ø400mm, 600mm
30W, 45W, 60W, 75W, 100W, 150W



RP1012
Ø400mm, 600mm
30W, 45W, 60W, 75W, 100W, 150W



RP1013
Ø400mm, 600mm
30W, 45W, 60W, 75W, 100W, 150W



RP1014
Ø400mm
30W, 45W, 60W, 75W, 100W, 150W



RP1015
Ø400mm, 600mm
30W, 45W, 60W, 75W, 100W, 150W



RP1016
Ø300mm, 400mm, 500mm, 600mm
30W, 45W, 60W, 75W, 100W, 150W

• DIMMING, IoT & SOLAR OPTION AVAILABLE

PRODUCT INFORMATION	
HOUSING	: ALUMINIUM PDC
IP RATING	: IP65
INPUT VOLTAGE	: 90-300 VAC / 50 Hz
POWER FACTOR	: ABOVE 0.98
CCT	: 2200 - 6500 K
LUMINOUS EFFICIENCY	: >130 Lm/Watt

Many Mores...

DRIVEN BY: **FULHAM** **PHILIPS** **OSRAM** **bag, India**

LED LAMPOST



RP1017

Ø300mm, 400mm, 500mm, 600mm
30W, 45W, 60W, 75W, 100W, 150W

NEW



RP1018

Ø300mm, 400mm, 500mm, 600mm
30W, 45W, 60W, 100W, 150W

NEW



RP1019

Ø400mm, 600mm
30W, 45W, 60W, 100W, 150W

NEW



RP1020

Ø400mm, 600mm
30W, 45W, 60W, 100W, 150W



RP1021

Ø300mm, 400mm, 600mm
30W, 45W, 60W, 100W, 150W

NEW



RP1022

Ø400mm
50W, 100W, 150W, 200W

NEW



RP1023

Ø400mm
30W, 45W, 60W

NEW



RP1024

Ø400mm, 600mm
30W, 45W, 60W, 100W, 150W

NEW



RP1025

Ø400mm
30W, 45W, 60W

NEW



RP1026

Ø400mm
30W, 45W



RP1027

Ø400mm
30W, 45W



HP1300

Ø100mm, 150mm, 200mm
30W, 45W, 60W

NEW



RP1028

Ø100mm, 150mm, 200mm
30W, 45W, 60W

LED LAMPOST

NEW



BX1100

Dimension : Customized
30W, 45W, 60W, 75W, 100W, 150W



BX1101

Dimension : Customized
30W, 45W, 60W, 75W, 100W, 150W



BX1102

Dimension : Customized
30W, 45W, 60W, 75W, 100W, 150W



BX1103

Dimension : Customized
30W, 45W, 60W, 75W, 100W, 150W

NEW



BX1104

Dimension : Customized
30W, 45W, 60W, 75W, 100W, 150W

NEW



BX1105

Dimension : Customized
30W, 45W, 60W, 75W, 100W, 150W

NEW



BX1106

Dimension : Customized
30W, 45W, 60W, 75W, 100W, 150W

NEW



BX1107

Dimension : Customized
30W, 45W, 60W, 75W, 100W, 150W

NEW



BX1108

Dimension : Customized
30W, 45W, 60W, 75W, 100W, 150W

NEW



BX1109

Dimension : Customized
30W, 45W, 60W, 75W, 100W, 150W

NEW



BX1110

Dimension : Customized
30W, 45W, 60W, 75W, 100W, 150W

• DIMMING, IoT & SOLAR OPTION AVAILABLE

PRODUCT INFORMATION	
HOUSING	: ALUMINIUM PDC SHEET METAL
IP RATING	: IP65
INPUT VOLTAGE	: 90-300 VAC / 50 Hz
POWER FACTOR	: ABOVE 0.98
CCT	: 2200 - 6500 K
LUMINOUS EFFICIENCY	: >130 Lm/Watt

Many Moresh...

DRIVEN BY : **FULHAM** **PHILIPS** **OSRAM** **bag, India**

LED LAMPOST



VP1200
Ø400mm
30W, 45W, 60W



VP1201
Ø400mm, 600mm
30W, 45W, 60W, 75W, 100W, 150W



VP1202
Ø400mm, 600mm
30W, 45W, 60W, 75W, 100W, 150W



VP1203
Ø400mm
30W, 45W



VP1204
Ø400mm
20W, 30W, 45W, 75W, 100W



HP1301
Ø600mm
30W, 45W, 60W



UP1400
Ø450mm, 600mm, 900mm
30W, 45W, 60W



UP1401
Ø400mm, 600mm
30W, 45W, 60W



UP1402
Ø600mm
30W, 45W, 60W



UP1403
Dimension : Customized
30W, 45W, 60W



UP1404
Ø600mm
30W, 45W, 60W

• DIMMING, IoT & SOLAR OPTION AVAILABLE

PRODUCT INFORMATION	
HOUSING	: ALUMINIUM PDC SHEET METAL
IP RATING	: IP65
INPUT VOLTAGE	: 90-300 VAC / 50 Hz
POWER FACTOR	: ABOVE 0.98
CCT	: 2200 - 6500 K
LUMINOUS EFFICIENCY	: >130 Lm/Watt

Many Mores...

DRIVEN BY: **FULHAM** **PHILIPS** **OSRAM** **bag India**

LED BOLLARD LIGHT

Outdoor lighting is instrumental in enhancing the beauty of an architectural structure beyond its walls, trails and sculptures, by creating interesting patterns of light. Our vast range of luminaries give architects and landscape designers the chance to play with light; the result of which is magical and spectacular effects in the outdoors.



BL1500



BL1501



BL1502

NEW



BL1503



BL1504



BL1505

LED BOLLARD LIGHT



BL1506



BL1507



BL1508

NEW



BL1509

NEW



BL1510



BL1511

NEW



BL1512

NEW



BL1513

NEW



BL1514

LED BOLLARD LIGHT



BL1515



BL1516



BL1517



BL1518



BL1519



BL1520



BL1521



BL1522



BL1523



BL1524

LED BOLLARD LIGHT



BL1525



BL1526

NEW



BL1527



BL1528

NEW



BL1529

NEW



BL1530



BL1531



BL1532

NEW



BL1533

NEW



BL1534

LED BOLLARD LIGHT



BL1533



BLP1600



BLP1601




BLP1602



BLP1603



BLP1604



BLP1606



BLP1607

Available Size

Length : 150mm To 7200mm

Round : ϕ 75mm, 100mm, 150mm, 200mm

Square : 75mm x 75mm, 100mm x 100mm,
150mm x 150mm, 200mm x 200mm, 240mm x 240mm

Power Rating : 20W, 36W, 45W, 60W, 75W, 100W, 150W

Can Customized*

Many Mores...

• DIMMING & iOT OPTION AVAILABLE

PRODUCT INFORMATION	
HOUSING	: ALU / MS / GI
IP RATING	: IP65
INPUT VOLTAGE	: 90-300 VAC / 50 Hz
POWER FACTOR	: ABOVE 0.98
CCT	: 2200 - 6500 K
LUMINOUS EFFICIENCY	: >130 Lm/Watt


DRIVEN BY : **FULHAM** **PHILIPS** **OSRAM** **bag, India**

POLES

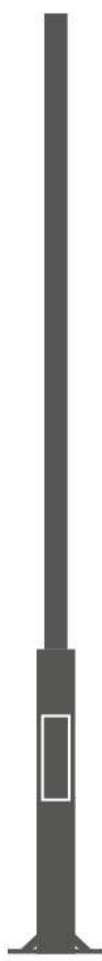
Explore wide range of outdoor lighting bracket solutions and lighting poles. Our selection of poles and brackets are designed to be both stylish and easy to install, and are applicable for both traditional architectural settings and more modern environments.



PL01



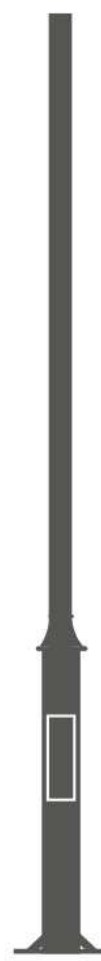
PL02



PL03

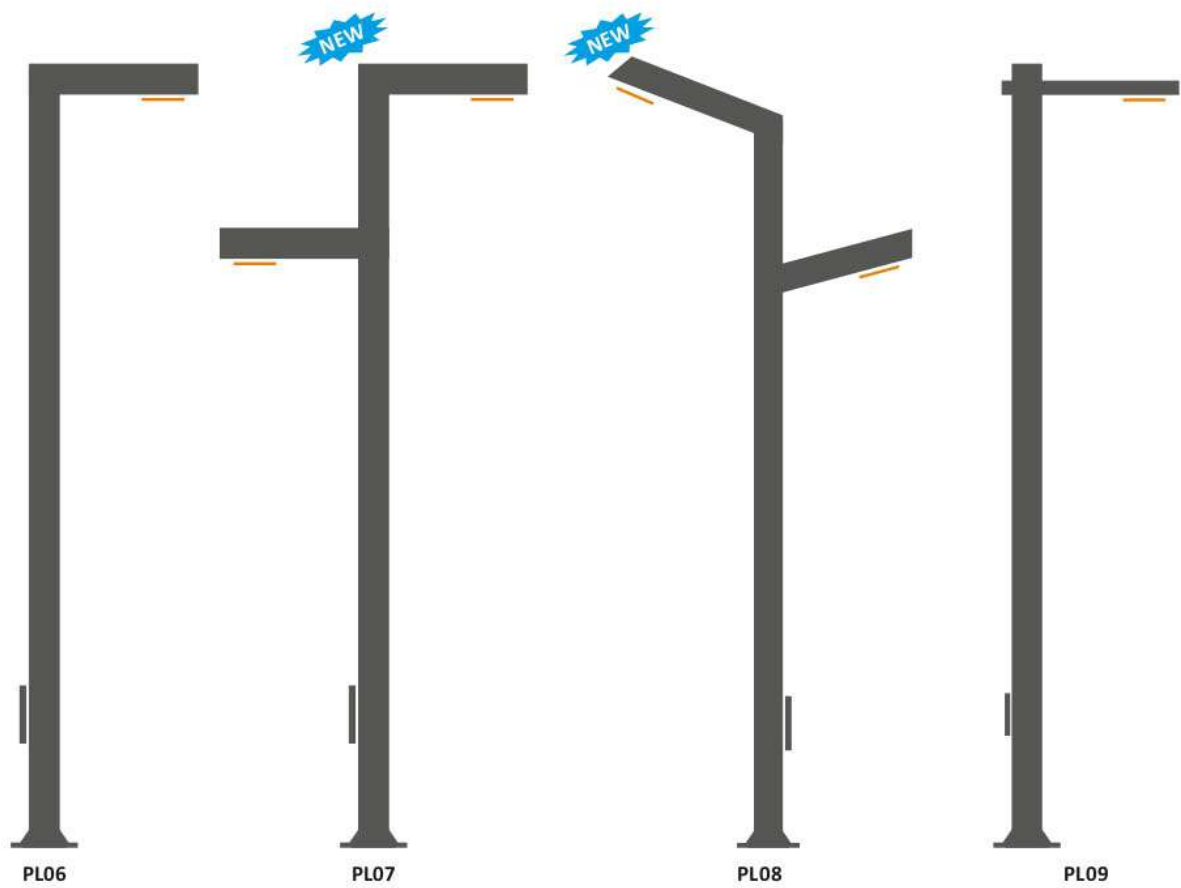


PL04



PL05

POLES



POLES



PL14



PL15




PL16



PL17




PL18



PL19



PL20



PL21

POLES



PL22



PL23



PL24



PL25



PL26



PL27



PL28



PL29



IP65 MODULE

Many Moers...

Available Size

Length : 1000mm To 7200mm

Round : Ø75mm, 100mm, 150mm, 200mm

Square : 75mm x 75mm, 100mm x 100mm, 150mm x 150mm, 200mm x 200mm, 240mm x 240mm

Power Rating : 20W, 36W, 45W, 60W, 75W, 100W, 150W


Can Customized*

• DIMMING & iOT OPTION AVAILABLE

PRODUCT INFORMATION	
HOUSING	: ALU / MS / GI
IP RATING	: IP65
INPUT VOLTAGE	: 90-300 VAC / 50 Hz
POWER FACTOR	: ABOVE 0.98
CCT	: 2200 - 6500 K
LUMINOUS EFFICIENCY	: >130 Lm/Watt

DRIVEN BY : **FULHAM** **PHILIPS** **OSRAM** **bag** **India**

FACADE LIGHT



The luminaire's rugged die-cast aluminum housing features low-energy outdoor lighting. Convenient beam adjustability makes for easy on-site lighting effect changes. The lockable aiming is well- suited for accenting objects, textures, walls, trees, etc. This all-weather luminaire comes with 100% molded silicone gaskets.



FL1600



FL1601



FL1602



FL1603

Power Rating : 15W, 25W, 45W, 75W, 100W, 150W

Beam Angle : 24°, 36°, 45° & Customized*

FACADE LIGHT



FL1604



FL1605



FL1606



FL1607

Power Rating : 15W, 25W, 45W, 75W, 100W, 150W
Beam Angle : 9°, 15°, 25°, 45°, 60°, 90°, 120°



FL1608



FL1609

Power Rating : 20W, 30W, 50W, 100W
Beam Angle : 24°, 36°, 45°, & Customized*

Many Mores...

• DIMMING & IoT OPTION AVAILABLE

PRODUCT INFORMATION	
HOUSING	: ALUMINIUM PDC
IP RATING	: IP65
INPUT VOLTAGE	: 90-300 VAC / 50 Hz
POWER FACTOR	: ABOVE 0.98
CCT	: 2200 - 6500 K
LUMINOUS EFFICIENCY	: >130 Lm/Watt

DRIVEN BY : **FULHAM** **PHILIPS** **OSRAM** **bag** **India**

NOTES :

Handwriting practice lines consisting of 20 horizontal dotted lines.

Powered By



PHILIPS Driver



REWARD LED

Jalna Road, Mondha Naka,

Chhatrapati Sambhaji Nagar, Maharashtra 431001

Mob.: 098224 62766; 097659 76562 * Email: info@rewardled.com * Web: www.rewardled.com